






| District Report Card: 2017 | |
|----------------------------|--------------------------|
| State: Assam | District: Darrang |
| Class: 5 | Subject: Language |
| Schools: 61 | Students: 1215 |

Participation/Coverage

Students

| | | | | | | | | |
|--|------------|------|--------|------|------------------|------|--------|-------|
| GENDER  | Boys | | | | Girls | | | |
| | Number | | % | | Number | | % | |
| | 526 | | 43.29 | | 689 | | 56.71 | |
| AREA  | Rural | | | | Urban | | | |
| | Number | | % | | Number | | % | |
| | 1155 | | 95.06 | | 60 | | 4.94 | |
| CATEGORY  | SC | | ST | | OBC | | GEN | |
| | Number | % | Number | % | Number | % | Number | % |
| | 27 | 2.22 | 11 | 0.91 | 100 | 8.23 | 1077 | 88.64 |
| CWSN  | LD | VI | HI | S&LD | ID | Oth | | |
| | 0 | 2 | 0 | 6 | 2 | 4 | | |
| Management  | Government | | | | Government-aided | | | |
| | Number | | % | | Number | | % | |
| | 1114 | | 91.69 | | 101 | | 8.31 | |

Average Performance of Students in Language (%)

| Overall | Gender | | Area | | Management | | Social Group | | | |
|--------------|--------------|--------------|--------------|--------------|--------------|--------------|--------------|--------------|--------------|--------------|
| | Male | Female | Rural | Urban | Govt. | Aided | SC | ST | OBC | GEN |
| 61.02 | 61.17 | 60.91 | 60.24 | 76.00 | 61.50 | 55.71 | 68.64 | 65.45 | 66.40 | 60.28 |

Performance on Learning Outcomes (LOs)

| Learning Outcomes | Description | Average Performance(%) |
|-------------------|--|------------------------|
| L504 | Reads and comprehends independently storybooks, news items/ headlines, advertisements etc. | 62.16 |
| L508 | Reads text with comprehension, locates details and sequence of events | 60.45 |

| Range of Performance of Students who Answered Correctly | | | | | | | |
|---|-------|-----------|-------|-----------|-------|-----------|-------|
| Below 30% | | 30% - 50% | | 50% - 75% | | Above 75% | |
| Number | % | Number | % | Number | % | Number | % |
| 135 | 11.11 | 236 | 19.42 | 476 | 39.18 | 368 | 30.29 |

Lowest Performing Learning Outcomes (LOs)

- 1 - Reads text with comprehension, locates details and sequence of events (60.45)
- 2 - Reads and comprehends independently storybooks, news items/ headlines, advertisements etc. (62.16)